

Water and wastewater solutions



be
think
innovate

GRUNDFOS 

A formidable team for the future
with a proud history.

Founded in 1945 in Bjerringbro, Denmark, Grundfos is a global pump and pumping systems provider with an annual production of more than 16 million units. To support plans for strategic growth in North America, Grundfos acquired Paco, Peerless and Yeomans Chicago Corporation, which have added valuable resources and competencies to the region.



The acquisitions enable Grundfos to offer a wide range of solutions for both water and wastewater applications. From multistage industrial and submersible pumps, to disinfection systems and massive sewage pumping stations, the Grundfos portfolio offers solutions to your individual needs.

Water industry experience and expertise across the board

Along with our full product range, Grundfos has decades of vast proven experience in developing controllers, motors and monitoring systems for a more complete offering in optimum pumping solutions. This experience ensures a perfect match with hydraulics, motors, electrics and all other mechanical components. Our pumping knowledge drives the technology-advanced pumping solutions and ensures the best possible efficiency point.

The right solution for every step of the cycle

With products as diverse as submersible pumps for raw water intake, complete disinfection systems for water treatment and boosters for water distribution, Grundfos really can supply almost everything you need. For water collection and disposal we offer a variety of wastewater pumping stations pumping stations. In the treatment plant you can rely on Grundfos pumps, mixers and flow makers to keep the process running smoothly.



Installed in a variety of industries such as:

- Fire Protection
- Industrial
- Municipal
- Chemical
- Power
- Irrigation

Innovation

Over the years Grundfos has pioneered numerous innovations that have become or are becoming industry standards. Grundfos will continue to be at the forefront in promoting and facilitating energy efficiency and sustainable technology. It is these innovations that will enable the water infrastructure to meet future challenges and regulations. Sourcing treatable water is the first step in any water supply system. Whether your source is groundwater, surface water from rivers and lakes, desalination of seawater or recycled treated water, Grundfos offers total pumping solutions on any scale, from submersibles to dry-pit pumps.

A dedicated mission

Around the world millions of Grundfos pumps are on a dedicated mission. To optimize processes, to boost performances and to improve life in general. Grundfos is committed to making a positive contribution to the world that surrounds us. Innovation goes hand in hand with responsibility - and we take pride in constantly pushing the boundaries in pump technology to offer increasingly energy-efficient and sustainable solutions.

Anticipating the future

Grundfos invests 4% of its annual revenue into research and development, with nearly 18,000 employees in 45 countries, dedicated to addressing the challenges of tomorrow, today.

Grundfos offers total pumping solutions on any scale.

Custom Designs

Engineered designs for unusual applications have always been a specialty for Grundfos. From submersibles to end-suction pumps, no application is beyond our technical expertise. Drawing upon our many years of engineering and manufacturing experience is the best way to solve your difficult application, whether it's temperature extremes, or complex configurations.



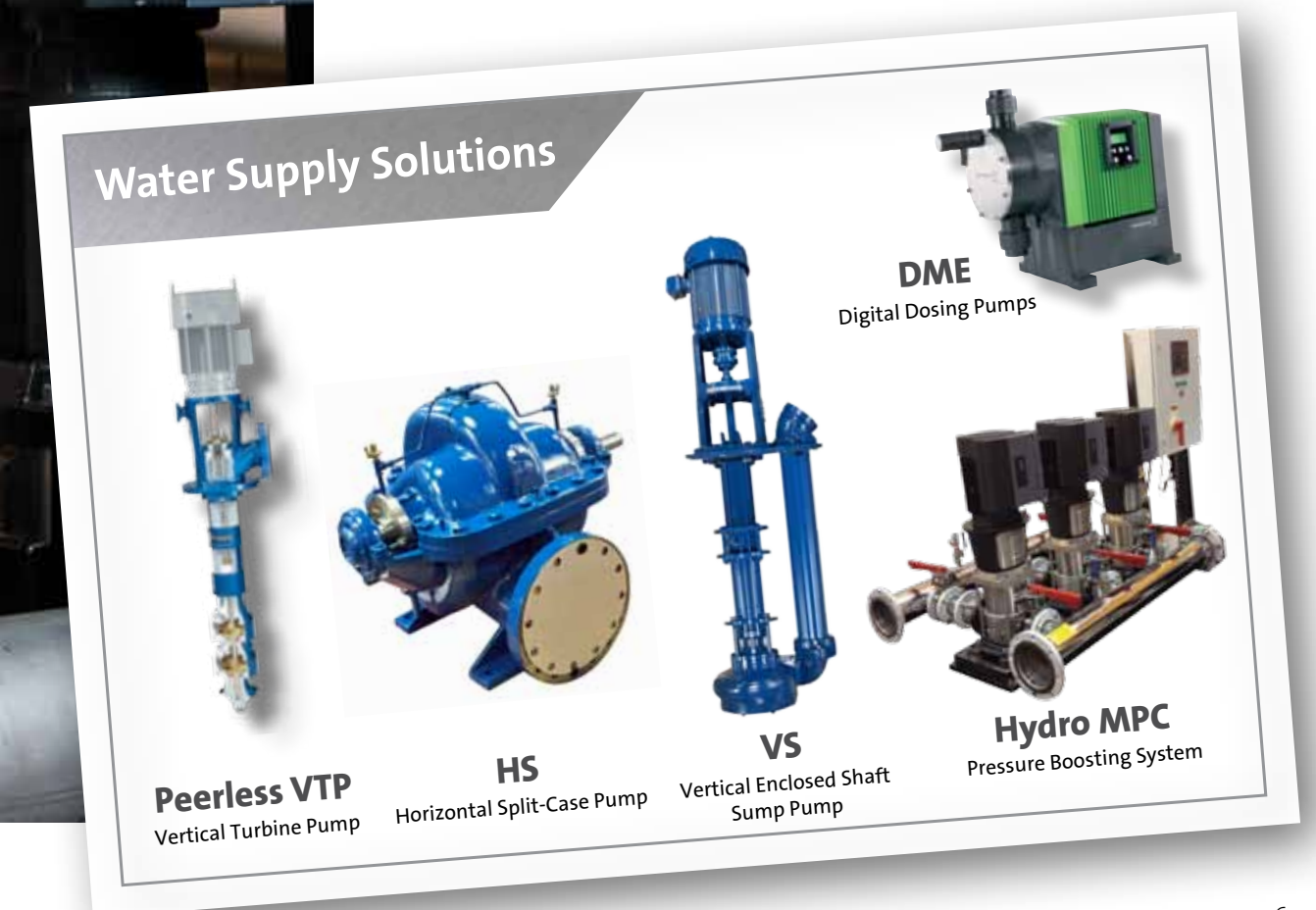


Water supply solutions

The fluctuation in water levels essentially alters the specifications for a pumping system because these variations change the head. A single speed pump dimensioned to lift from the lowest water level will burn energy dollars when the level is high. A variable speed pump is able to adjust its speed to compensate for changes in water level for the benefit of overall demand.

With Grundfos' assistance, you receive a system that will balance intake with changing water levels and demands to ensure against dry-running, cavitation and motor failure.

Constantly developing new and improved ways to meet water and energy challenges





Innovative wastewater solutions

Each wastewater pumping solution is typically a one-of-a-kind, configured by Grundfos engineers to meet a specific application and operating condition.

The high flow and resistance to abrasion make the Grundfos wastewater product line well suited to feeding raw surface water to potable water treatment plants.

High-efficiency, solids-handling pumps for wastewater treatment facilities

The S-tube impeller has been developed on the basis of extensive hydraulic experience and know-how. It has been tested through simulations, in laboratory tests and in the field.

With the S-tube, Grundfos sets new standards for wastewater hydraulic design.

Wastewater Solutions

AFG
Submersible Gear Driven Flow Makers



SL1/SLV
Submersible Wastewater Pump



S-tube
Tube-shaped impeller



CU 362
Dedicated Controls



S-Pump
Submersible Wastewater Pump



Ft. Wayne Hill Treatment Facility, Gwinnett County, GA

A reliable answer to water utility solutions


Grundfos can help you solve your unique needs and challenges, ensuring that water supply, flood control and wastewater facilities meet future demands and regulations. This is achieved by using innovative pump solutions with less energy intensity and more efficiency.

Grundfos offers a proven range of durable, speed-controlled submersible, dry-pit, horizontal multi-stage, end-suction and vertical turbine pumps. These pumps are uniquely designed to deliver cost-effective applications by reacting automatically to changing demands and conditions. To suit each situation, we supply the expertise to ensure pumps and motors are applied correctly.


Additionally, monitoring and control systems further safeguard the reliable flow of water by protecting the pump from dry-running or power supply irregularities.

Proven pumping systems for changing and demanding conditions


Water Utility Facilities




Hydro MPC
Pressure Boosting System




Peerless VTP
Vertical Turbine Pump



PACO LC
End-Suction Pump



CUE
Variable Speed Drive



SP
Submersible Pump



Internet-based supervision of all your pump installations.



**GRUNDFOS
REMOTE MANAGEMENT**



Monitoring and controls specifically for pumping stations with Grundfos Dedicated Controls.

The SEG range; built tough and versatile - just got better

Grundfos submersible grinder pump solutions cut through everything in their path, now this proven performance has been optimized with the addition of AUTOAdapt. AUTOAdapt combines all previously external sensors, switches and cables into a single unit housed within the pump, capable of adapting automatically to changing conditions within the pit. This Grundfos solution simplifies installation, commissioning and operation, and increases reliability.

Wastewater pumping facilities often have a high percentage of errors in pits with failed float switches or electrodes. With the internal monitoring of the AutoAdapt pumping solution, exposed cables and level switches in submersible sewage pump installations have been eliminated, renewing trust in the safety and reliability of an innovative industry first.

Complexity of traditional installation such as parallel operation or single unit operation, duty assist, duty standby or automatic operation has been eliminated with the Grundfos AUTOAdapt technology. The internal monitoring is installed as a standard, ensuring the pump never runs dry, and is always operational.

Submersible pumps



SL1/SLV
Submersible Wastewater Pump



SE/SL
Submersible Wastewater Pump

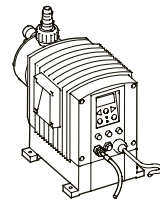


SV, S1
Super Vortex Impeller Pump

The complete pump portfolio for water supply and wastewater

Product:
Dosing Pumps

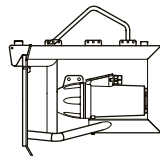
WS WW



Product types:
DME, DDA, DDC, DDE, DDI, DMI, DMS, DMX, DMH
Pump principle:
Digital Dosing™ diaphragm dosing pump/Motor driven diaphragm and piston/diaphragm dosing pumps
Capacity, Q:
Max. 278 gpm (2 x 1150 l/h)
Pressure, P:
Max. 2900 psi (200 bar)
Liquid temperature:
Max. 122°F (50°C)

Product:
SRP

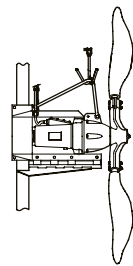
WW



Product types:
SRP
Pump principle:
Submersible gear driven, recirculation pump
Flow, Q:
Max. 20,605 gpm (1300 l/s)
Head, H:
Max. 6 ft (1.8 m)
Liquid temperature:
32°F to 104°F (0°C to 40°C)
Discharge diameter:
DN 300, DN 500, DN 800

Product:
AFG, AFV

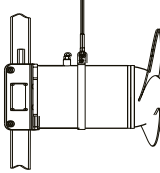
WS WW



Product types:
AFG
Pump principle:
Horizontal and vertical gear driven flowmakers
Axial thrust:
998-6632 N
Liquid temperature:
41°F to 104°F (5°C to 40°C)
Installation depth:
Max. 65 ft (20 m)

Product:
AMD, AMG

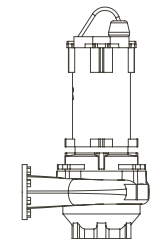
WS WW



Product types:
AMD, AMG
Pump principle:
Direct and gear driven mixers
Axial thrust:
160-3931 N
Liquid temperature:
41°F to 104°F (5°C to 40°C)
Installation depth:
Max. 66 ft (20 m)

Product:
SV, S

WW



Product types:
SV, S1, S2, S3
Pump principle:
Super Vortex impeller or channel impeller pumps
Flow, Q:
Max. 28,530 gpm (1800 l/s)
Head, H:
Max. 361 ft (110 m)
Liquid temperature:
32°F to 104°F (0°C to 40°C)
Discharge diameter:
DN 80 to DN 600

Product:
KPL, KWM

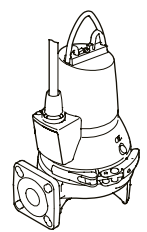
WS WW



Product types:
KPL, KWM
Pump principle:
Axial and mixed flow pumps for high volume water handling
Flow, Q:
Max. 185,000 gpm (11,700 l/s)
Head, H:
Max. 66 ft (20 m)
Liquid temperature:
Max. 104°F (40°C)
Discharge diameter:
Max. 5 ft (1520 mm)

Product:
SEG

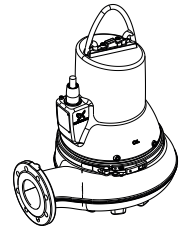
WW



Product types:
SEG
Pump principle:
Wastewater pump with grinder system for pressurized domestic sewage transfer
Flow, Q:
Max. 71 gpm (4.5 l/s)
Head, H:
Max. 147 ft (45 m)
Liquid temperature:
41°F to 104°F (5°C to 40°C)
Discharge diameter:
DN 40 to DN 50

Product:
SL1/SLV

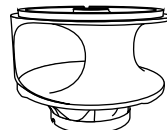
WW



Product types:
SL1, SLV
Pump principle:
Submersible wastewater pump
Flow, Q:
Max. 1,395 gpm (88 l/s)
Head, H:
Max. 144 ft (44 m)
Liquid temperature:
32°F to 104°F (0°C to 40°C)
Discharge diameter:
DN 65 to DN 150

Product:
S-Tube Channel Impeller

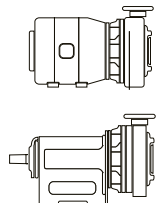
WW



Product types:
S-Tube Channel Impeller
Impeller principle:
Impeller for submersible pump
Efficiency: World class hydraulic efficiency without compromising free passage
Free passage: Greater free passage means better solids handling and greater non-clogging capabilities

Product:
General Purpose End Suction Pumps

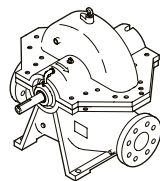
WW



Product types:
Type C, F, LC/LCV/LF/LFV/OL
Pump principle:
Single suction pumps designed for applications of medium duty service for water and liquid hydrocarbons in accordance with the Hydraulic Institute (HI)
Flow, Q:
Max. 2,300 gpm (560 m³/hr)
Head, H:
Max. 400 ft (122 m)
Liquid temperature:
Min/Max. 32°F - 250°F (0°C to 121°C)

Product:
HS

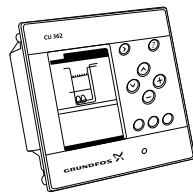
WS



Product types:
HS
Pump principle:
Single and two-stage horizontal split case pumps
Flow, Q:
Max. 381 gpm (3800 m³/h)
Head, H:
Max. 722 ft (220 m)
Liquid temperature:
32°F to 194°F (0°C to 90°C)
Operat. pressure:
Max. 25 bar

Product:
Dedicated Controls

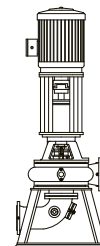
WS WW



Product types:
CU 362
Control principle:
Designed to optimize level control and energy usage in pumping stations
Pumps supported:
The Dedicated Controls is designed to control and monitor the Grundfos wastewater pumps listed below: SEG, SE, DP, EF, SL, S
Features and benefits:
Start/stop of wastewater pumps by means of float switches, analogue pressure sensors or ultrasonic sensors
Alternating operation of two pumps
Overflow measurement Alarms and warnings

Product:
Dry Pit Solids Handling Pump


WW



Product types:
VPM Vertical Pedestal Mounted
Pump principle:
Vertical Pedestal Mounted Dry Pit Solids-Handling Pump
Flow, Q:
Max. 10,000 gpm (2,271 m³/h)
Head, H:
Max. 240 ft. (73m)
Liquid temperature:
Max. 150°F (66°C)
Discharge diameter:
Max. 12" (305 mm)

Product:
Dry Pit Solids Handling Pump

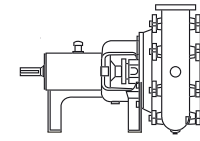
WW



Product types:
VOS Vertical Open Shaft Recessed Impeller
Pump principle:
Vertical Pedestal Mounted Dry Pit Solids-Handling Pump
Flow, Q:
Max. 10,000 gpm (2,271 m³/h)
Head, H:
Max. 240 ft. (73m)
Liquid temperature:
Max. 150°F (66°C)
Discharge diameter:
Max. 12" (305 mm)

Product:
Severe Duty Recessed Impeller Pump

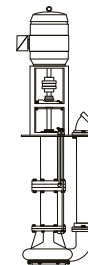
WW



Product types:
Severe Duty Cup Type Recessed Impeller
Pump principle:
Designed to Handle Large Abrasive Solids
Flow, Q:
Max. 4,600 gpm (1045 m³/h)
Head, H:
Max. 150 ft. (45m)
Liquid temperature:
Max. 250°F (120°C)
Discharge diameter:
Max. 8" (200 mm)

Product:
Vertical Suspended Sump

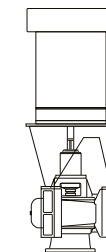
WS WW



Product types:
Vertical Suspended Screened-Inlet Wet-Pit Pumps
Pump principle:
Wastewater, drainage, industrial waste, process waste
Capacity, Q:
Max. 3,000 gpm (681 m³/hr)
Head:
Up to 350 ft (107 m)
Liquid temperature:
Max. 200°F (93°C)

Product:
High Efficiency, Solids-handling Pumps

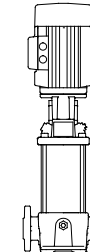
WW



Product types:
Type NC/EC/MF (Series 7100)
Pump principle:
Full hydraulic coverage, vertical pedestal mounted with mixed flow and extra capacity impellers
Flow, Q:
Max. 140,000 gpm (32,000 m³/h)
Head, H:
Max. 260 ft (79 m)
Liquid temperature:
Max. 250°F (120°C)
Discharge diameter:
4" - 54" (100 - 135 mm)

Product:
Vertical Multistage Centrifugal Pumps

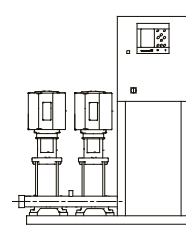
WW



Product types:
CR, CR1, CRN
Pump principle:
Horizontal one-pipe system suitable for liquid transfer in: Washing systems, cooling and air conditioning systems, water supply systems, water treatment systems, fire fighter systems, industrial plants, boiler feed systems
Flow, Q:
Min. 4.5 gpm, Max. 792 gpm
Head, H:
Max. 995 ft (303 m)
Liquid temperature:
-4°F (-20°C) to 250°F (121°C)
Discharge diameter:
1.25" to 6" (31.8 mm to 152 mm)

Product:
Hydro MPC BoosterpaQ®

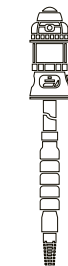
WS



Product types:
Advanced Packaged Pump System
Pump principle:
Pressure boosting in: Water supply systems, irrigation systems, water treatment, fire protection systems, industrial plants, and HVAC systems
Flow, Q:
Max. 3,600 gpm (6 pump system)
Head:
Up to 500 ft (152 m)
Liquid temperature:
Min./Max. 32°F - 176°F (0°C - 80°C)

Product:
Vertical Turbine Pumps

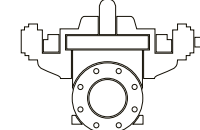
WW



Product types:
VTP
Pump principle:
Vertical lineshaft deep well pumps for water supply from drilled wells
Flow, Q:
Max. 150,000 gpm (34,091 m³/hr)
Head, H:
Max. 6,930 ft (2,112 m)
Liquid temperature:
Max. 450°F (232°C)
Discharge diameter:
2 1/2" to 24" (6.36 cm to 61 cm)

Product:
Horizontal Split Case Pumps

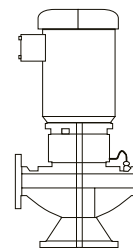
WW



Product types:
Type A, AE, TU, TUT, KP/KPV
Pump principle:
Single stage and multi-stage pumps for high volume water supply
Flow, Q:
Max. 25,000 gpm (5,676 m³/hr)
Head, H:
Max. 675 ft (206 m)
Liquid temperature:
Max. 250°F (121°C)
Discharge diameter:
2" to 24" (5.08 cm to 61 cm)

Product:
Vertical In-Line Pumps

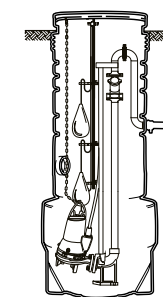
WW



Product types:
PV, VL/VLF
Pump principle:
Centrifugal in-line, pipe supported, close coupled pump and motor for supplying water
Flow, Q:
Max. 1,500 gpm (338 m³/hr)
Head, H:
Max. 400 ft (122 m)
Liquid temperature:
Max. 250°F (121°C)

Product:
Prefabricated Pumping Stations

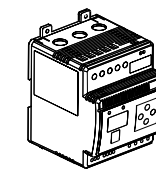
WW



Product types:
Prefabricated Pumping Stations
Pumping station principle:
With one or two grinder pumps, auto-coupling, and wall mounted This auto-coupling variant is also designed for easy installation and service access in pumping stations with heavyduty effluent or sewage pumps. All components, e.g. piping, guide rails, and valves are made from 2" stainless steel.
Basin Diameter:
One pump: up to 4 ft (1.22 m)
Two pumps: up to 8 ft (2.44 m)
Basin Depth:
4ft up to 15 ft (1.22 m up to 4.57 m)

Product:
Motor Protection

WS WW



MP204:
Electronic motor protection. Dry-running, motor temperature, over-and-under voltage, high current consumption
The MP 204 monitors the following parameters:
• Insulation resistance before start-up
• Temperature (Tempcon, Pt sensor and PTC/thermal switch)
• Overload/underload
• Overvoltage/undervoltage
• Phase sequence
• Phase missing
• Power factor
• Harmonic distortion
• Run and start capacitor (single-phase)
• Operating hours and number of starts

Water Supply Products

Diversity characterizes the Grundfos water supply range. We supply reliable and efficient pumps for almost every aspect of water intake, treatment processes and distribution.

Wastewater Products

Heavy-duty applications are not an issue for the flexible and robust Grundfos wastewater range. Our pump systems for waste water collection and disposal can handle the toughest jobs on almost every application scale.

Responsible stewardship and good business

Grundfos is guided by a desire to use technology in innovative ways to support a growing and fast-changing world. We are conscious of the impact our activities can have on people and the environment, and this is precisely why we put sustainability first. From our perspective, sustainability is a healthy mix of responsible stewardship, common sense and good business.

- To be sure that we have enough clean water tomorrow, we should look to more efficient water use today.
- By reducing energy costs on pumping systems, we play our part in conserving resources and making North American water and wastewater solutions more competitive on local and global markets.